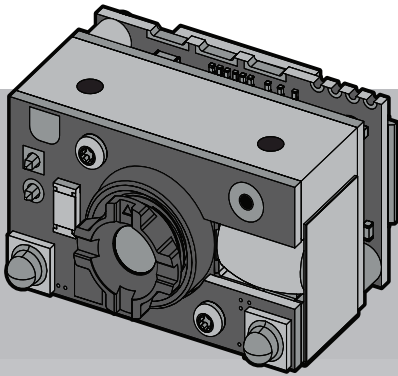


CONFIGURATION GUIDE



CR8200

Configuration barcodes generated based on current firmware versions
D036896_01 CR8200 Configuration Guide

4-29-2020



www.codecorp.com



User Manual



[YouTube.com/codecorporation](https://www.youtube.com/codecorporation)

code
ADVANCED BARCODE READERS

Table of Contents

| | |
|--|--------------|
| General Reading Mode Settings..... | 8 |
| Motion Detect or Continuous Scan Off (Out of Stand) - Default..... | 8 (A2) |
| Motion Detect Always On..... | 8 (A3) |
| Enable Cell Phone Reading Enhancement..... | 8 (A4) |
| Disable Cell Phone Reading Enhancement - Default..... | 8 (B1) |
| Set Motion Detect Maximum Brightness to 25%..... | 8 (B2) |
| Set Motion Detect Maximum Brightness to 50%..... | 8 (B3) |
| Set Motion Detect Maximum Brightness to 75%..... | 8 (B4) |
| Set Motion Detect Maximum Brightness to 100% - Default..... | 8 (C1) |
| Enable Target LED During Image Capture - Default..... | 8 (C2) |
| Disable Target LED During Image Capture..... | 8 (C3) |
| Reader Raw Text Commands Off - Default..... | 8 (C4) |
| Reader Raw Text Commands On..... | 8 (D1) |
| Enable Targeting-Always-On..... | 8 (D2) |
| Disable Targeting-Always-On..... | 8 (D3) |
| Beep Volume 0%..... | 8 (D4) |
| Beep Volume 33%..... | 8 (E1) |
| Beep Volume 67%..... | 8 (E2) |
| Beep Volume 100% - Default..... | 8 (E3) |
| | |
| Data Formatting (Prefix/Suffix) Settings..... | 9-10 |
| Disable Data Formatting - Default..... | 9 (A2) |
| Prefix Comma..... | 9 (A3) |
| Prefix Space..... | 9 (A4) |
| Prefix Tab (USB Keyboard Mode Only)..... | 9 (B1) |
| Prefix Tab (RS232 Mode Only)..... | 9 (B2) |
| Erase Prefix Data..... | 9 (B3) |
| Suffix Comma..... | 9 (B4) |
| Suffix Space..... | 9 (C1) |
| Suffix Enter (USB Keyboard Mode Only)..... | 9 (C2) |
| Suffix Tab (USB Keyboard Mode Only)..... | 9 (C3) |
| Suffix Tab (RS232 Mode Only)..... | 9 (C4) |
| Suffix Carriage Return (RS232 Mode Only)..... | 9 (D1) |
| Suffix Carriage Return Line Feed (RS232 Mode Only) - Default..... | 9 (D2) |
| Suffix Line Feed (RS232 Mode Only)..... | 9 (D3) |
| Erase Suffix Data..... | 9 (D4) |
| Convert Barcode Data to Uppercase..... | 9 (E1) |
| Convert Barcode Data to Lowercase..... | 9 (E2) |
| Convert Barcode Data to Bracketed Hex Output..... | 9 (E3) |
| Erase Prefix & Suffix Data..... | 9 (E4) |
| Prefix AIM ID Off - Default..... | 10 (A1) |
| Prefix AIM ID On..... | 10 (A2) |
| | |
| Symbology Settings..... | 10-19 |
| Australian Post On..... | 10 (A4) |
| Australian Post Off - Default..... | 10 (B1) |
| Aztec On - Default..... | 10 (B2) |
| Aztec Off..... | 10 (B3) |
| Aztec Inverse & Normal On..... | 10 (B4) |
| Aztec Inverse Off - Default..... | 10 (C1) |
| Enable BC412 - Disable BC412 Reverse..... | 10 (C2) |
| Disable BC412 Regular and Reverse - Default..... | 10 (C3) |
| Canada Post On..... | 10 (C4) |
| Canada Post Off - Default..... | 10 (D1) |
| Reverse BC412 On..... | 10 (D2) |
| Codabar On - Default..... | 10 (D3) |
| Reverse BC412 Off - Default..... | 10 (D4) |
| Codabar Off..... | 10 (E1) |
| Codabar Checksum On..... | 10 (E2) |
| Codabar Checksum Off - Default..... | 10 (E3) |
| Remove Codabar Start and Stop Delimiters..... | 10 (E4) |

Table of Contents

| | |
|---|---------|
| Keep Codabar Start and Stop Delimiters - Default..... | 11 (A1) |
| Codablock F On..... | 11 (A2) |
| Codablock F Off - Default..... | 11 (A3) |
| Code 11 Checksum Stripped from Result On..... | 11 (A4) |
| Code 11 Checksum Stripped from Result Off - Default..... | 11 (B1) |
| Code 11 On..... | 11 (B2) |
| Code 11 Off - Default..... | 11 (B3) |
| Code 11 One Digit Checksum..... | 11 (B4) |
| Code 11 Disable Checksum Checking - Default..... | 11 (C1) |
| Code 11 Two Digit Checksum - Default..... | 11 (C2) |
| Code 49 On..... | 11 (C3) |
| Code 49 Off - Default..... | 11 (C4) |
| Code 128 Off..... | 11 (D1) |
| Code 128 On - Default..... | 11 (D2) |
| Code 32 (Italian Pharmacode) On..... | 11 (D3) |
| Code 32 (Italian Pharmacode) Off - Default..... | 11 (D4) |
| Code 39 On - Default..... | 11 (E1) |
| Code 39 Off..... | 11 (E2) |
| Code 39 Checksum On..... | 11 (E3) |
| Code 39 Checksum Off - Default..... | 11 (E4) |
| Code 39 Checksum Stripped from Result On..... | 12 (A1) |
| Code 93 On - Default..... | 12 (A2) |
| Code 93 Off..... | 12 (A3) |
| Composite On..... | 12 (A4) |
| Composite Off - Default..... | 12 (B1) |
| Data Matrix On - Default..... | 12 (B2) |
| Data Matrix Off..... | 12 (B3) |
| Data Matrix Mirror On..... | 12 (B4) |
| Data Matrix Mirror Off - Default..... | 12 (C1) |
| Data Matrix Inverse and Normal On - Default..... | 12 (C2) |
| Data Matrix Inverse Off..... | 12 (C3) |
| Data Matrix Rectangular On - Default..... | 12 (C4) |
| Data Matrix Rectangular Off..... | 12 (D1) |
| Data Matrix Rectangular Extended On..... | 12 (D2) |
| Data Matrix Rectangular Extended Off - Default..... | 12 (D3) |
| Grid Matrix On..... | 12 (D4) |
| Grid Matrix Off - Default..... | 12 (E1) |
| GS1 DataBar On - Default..... | 12 (E2) |
| GS1 DataBar Off..... | 12 (E3) |
| Han Xin On..... | 12 (E4) |
| Han Xin Off - Default..... | 13 (A1) |
| Han Xin Mirror On..... | 13 (A2) |
| Han Xin Mirror Off - Default..... | 13 (A3) |
| Han Xin Inverse On..... | 13 (A4) |
| Han Xin Inverse Off - Default..... | 13 (B1) |
| Hong Kong 2 of 5 On..... | 13 (B2) |
| Hong Kong 2 of 5 Off - Default..... | 13 (B3) |
| Interleaved 2 of 5 On - Default..... | 13 (B4) |
| Interleaved 2 of 5 Off..... | 13 (C1) |
| Interleaved 2 of 5 Checksum On..... | 13 (C2) |
| Interleaved 2 of 5 Checksum Off - Default..... | 13 (C3) |
| Interleaved 2 of 5 Checksum Stripped from Result On..... | 13 (C4) |
| Interleaved 2 of 5 Checksum Stripped from Result Off - Default..... | 13 (D1) |
| Japan Post On..... | 13 (D2) |
| Japan Post Off - Default..... | 13 (D3) |
| KIX (Dutch Post) On..... | 13 (D4) |
| KIX (Dutch Post) Off - Default..... | 13 (E1) |
| Korean Post On..... | 13 (E2) |
| Korean Post Off - Default..... | 13 (E3) |
| Matrix 2 of 5 On..... | 13 (E4) |
| Matrix 2 of 5 Off - Default..... | 14 (A1) |

Table of Contents

| | |
|---|---------|
| Maxicode On..... | 14 (A2) |
| Maxicode Off - Default..... | 14 (A3) |
| Micro PDF417 On..... | 14 (A4) |
| Micro PDF417 Off - Default..... | 14 (B1) |
| Micro QR Code On..... | 14 (B2) |
| Micro QR Code Off - Default..... | 14 (B3) |
| Mode 1 QR Code On..... | 14 (B4) |
| Mode 1 QR Code Off - Default..... | 14 (C1) |
| MSI Plessey Checksum Must Be Mod 10..... | 14 (C2) |
| MSI Plessey Checksum Off - Default..... | 14 (C3) |
| MSI Plessey Checksum Stripped from Result On..... | 14 (C4) |
| MSI Plessey Checksum Stripped from Result Off - Default..... | 14 (D1) |
| MSI Plessey Checksum Must Be Mod 11/10..... | 14 (D2) |
| MSI Plessey Checksum Must Be Mod 10/10..... | 14 (D3) |
| MSI Plessey On..... | 14 (D4) |
| MSI Plessey Off - Default..... | 14 (E1) |
| NEC 2 of 5 Checksum On - Default..... | 14 (E2) |
| NEC 2 of 5 Checksum Off..... | 14 (E3) |
| NEC 2 of 5 On..... | 14 (E4) |
| NEC 2 of 5 Off - Default..... | 15 (A1) |
| PDF417 On - Default..... | 15 (A2) |
| PDF417 Off..... | 15 (A3) |
| Pharmacode On..... | 15 (A4) |
| Pharmacode Off - Default..... | 15 (B1) |
| Pharmacode Normal Barcode Decoding (Left to Right) - Default..... | 15 (B2) |
| Pharmacode Reverse Barcode Decoding (Right to Left)..... | 15 (B3) |
| QR Code On - Default..... | 15 (B4) |
| QR Code Off..... | 15 (C1) |
| QR Code Standard Only - Default..... | 15 (C2) |
| QR Code Mirror On..... | 15 (C3) |
| QR Code Mirror Off - Default..... | 15 (C4) |
| QR Code Inverse and Normal On..... | 15 (D1) |
| QR Code Inverse Only..... | 15 (D2) |
| Telepen On..... | 15 (D3) |
| Telepen Off - Default..... | 15 (D4) |
| Output Telepen as Numeric - Default..... | 15 (E1) |
| Output Telepen as ASCII..... | 15 (E2) |
| Trioptic On..... | 15 (E3) |
| Trioptic Off - Default..... | 15 (E4) |
| Reverse Trioptic On..... | 16 (A1) |
| Reverse Trioptic Off - Default..... | 16 (A2) |
| Keep Trioptic Start and Stop Delimiters..... | 16 (A3) |
| Remove Trioptic Start and Stop Delimiters - Default..... | 16 (A4) |
| Straight 2 of 5 Off - Default..... | 16 (B1) |
| Straight 2 of 5 On..... | 16 (B2) |
| UK Plessey On..... | 16 (B3) |
| UK Plessey Off - Default..... | 16 (B4) |
| UK Royal Mail On..... | 16 (C1) |
| UK Royal Mail Off - Default..... | 16 (C2) |
| UPC/EAN On - Default..... | 16 (C3) |
| UPC/EAN Off..... | 16 (C4) |
| UPC Supplemental On..... | 16 (D1) |
| UPC Supplemental Off - Default..... | 16 (D2) |
| UPC E Expansion On..... | 16 (D3) |
| UPC E Expansion Off - Default..... | 16 (D4) |
| Convert UPC-A to EAN-13..... | 16 (E1) |
| Do Not Convert UPC-A to EAN-13 - Default..... | 16 (E2) |
| Transmit UPC-A Check Digit..... | 16 (E3) |
| Do Not Transmit UPC-A Check Digit - Default..... | 16 (E4) |
| Transmit UPC-A Number System..... | 17 (A1) |
| Do Not Transmit UPC-A Number System - Default..... | 17 (A2) |

Table of Contents

| | |
|---|--------------|
| Do Not Transmit UPC-E Check Digit - Default..... | 17 (A3) |
| Transmit UPC-E Number System..... | 17 (A4) |
| Do Not Transmit UPC-E Number System - Default..... | 17 (B1) |
| Convert EAN-8 to EAN-13..... | 17 (B2) |
| Do Not Convert EAN-8 to EAN-13 - Default..... | 17 (B3) |
| Transmit UPC-E Check Digit..... | 17 (B4) |
| Convert Bookland EAN-13 to ISBN..... | 17 (C1) |
| Do Not Convert Bookland EAN-13 to ISBN - Default..... | 17 (C2) |
| Convert Bookland EAN-13 to ISSN..... | 17 (C3) |
| Do Not Convert Bookland EAN-13 to ISSN - Default..... | 17 (C4) |
| Transmit EAN-8 Check Digit..... | 17 (D1) |
| Do Not Transmit EAN-8 Check Digit - Default..... | 17 (D2) |
| Transmit EAN-13 Check Digit..... | 17 (D3) |
| Do Not Transmit EAN-13 Check Digit - Default..... | 17 (D4) |
| UPU ID Tags On..... | 17 (E1) |
| UPU ID Tags Off - Default..... | 17 (E2) |
| USPS Intelligent Mail On..... | 17 (E3) |
| USPS Intelligent Mail Off - Default..... | 17 (E4) |
| USPS Planet On..... | 18 (A1) |
| USPS Planet Off - Default..... | 18 (A2) |
| USPS Postnet On..... | 18 (A3) |
| USPS Postnet Off - Default..... | 18 (A4) |
| Enable GS1 DataBar Limited - Default..... | 18 (B1) |
| Disable GS1 DataBar Limited..... | 18 (B2) |
| Enable GS1 DataBar Expanded Stacked - Default..... | 18 (B3) |
| Disable GS1 DataBar Expanded Stacked..... | 18 (B4) |
| Enable GS1 DataBar Expanded - Default..... | 18 (C1) |
| Disable GS1 DataBar Expanded..... | 18 (C2) |
| Enable GS1 DataBar Stacked and GS1 DataBar Stacked Omnidirectional - Default..... | 18 (C3) |
| Disable GS1 DataBar Stacked and GS1 DataBar Stacked Omnidirectional..... | 18 (C4) |
| Grid Matrix Inverse On..... | 18 (D1) |
| Grid Matrix Inverse Off - Default..... | 18 (D2) |
| Grid Matrix Mirror On..... | 18 (D3) |
| BC412 On..... | 18 (D4) |
| BC412 Off - Default..... | 18 (E1) |
| Disable GS1 DataBar Omnidirectional and GS1 DataBar Truncated..... | 18 (E2) |
| Grid Matrix Mirror Off - Default..... | 18 (E3) |
| Royal Mail Checksum On..... | 18 (E4) |
| Royal Mail Checksum Off..... | 19 (A1) |
| Pharmacode Color On..... | 19 (A2) |
| Pharmacode Color Off - Default..... | 19 (A3) |
| Custom QR Code On..... | 19 (A4) |
| Custom QR Code Off - Default..... | 19 (B1) |
| Han Xin Normal and Inverse On..... | 19 (B2) |
| Aztec Mirror On..... | 19 (B3) |
| Aztec Mirror Off..... | 19 (B4) |
| Code 39 Extended Full ASCII Off..... | 19 (C1) |
| Code 39 Extended Full ASCII On..... | 19 (C2) |
| Enable GoCode & GoCode Mirror Decoding..... | 19 (C3) |
| Keyboard Language Settings..... | 19-21 |
| Set Portuguese for Windows as active language..... | 19 (D2) |
| Set Italian for Windows as active language..... | 19 (D3) |
| Keyboard Support: Simplified Chinese Keyboard Mapping for Windows..... | 19 (D4) |
| List Installed Languages..... | 19 (E1) |
| Get Active Language..... | 19 (E2) |
| Keyboard Support: US English Keyboard Mapping for Windows - Default..... | 19 (E3) |
| Keyboard Support: English Keyboard Mapping for Apple..... | 19 (E4) |
| Keyboard Support: French-Belgian Keyboard Mapping for Windows..... | 20 (A1) |
| Keyboard Support: French Keyboard Mapping for Windows..... | 20 (A2) |
| Keyboard Support: French Keyboard Mapping for Apple..... | 20 (A3) |

Table of Contents


| | |
|--|--------------|
| Keyboard Support: German Keyboard Mapping for Apple..... | 20 (A4) |
| Keyboard Support: German Keyboard Mapping for Windows..... | 20 (B1) |
| Keyboard Support: German-Swiss Keyboard Mapping for Apple..... | 20 (B2) |
| Keyboard Support: German-Swiss Keyboard Mapping for Windows..... | 20 (B3) |
| Keyboard Support: Italian Keyboard Mapping for Apple..... | 20 (B4) |
| Keyboard Support: Japanese Keyboard Mapping for Windows..... | 20 (C1) |
| Keyboard Support: Russian Keyboard Mapping for Windows..... | 20 (C2) |
| Keyboard Support: Spanish-Latin American Keyboard Mapping for Windows..... | 20 (C3) |
| Keyboard Support: Spanish Keyboard Mapping for Windows..... | 20 (C4) |
| Keyboard Support: Spanish Keyboard Mapping for Apple..... | 20 (D1) |
| Keyboard Support: UK English Keyboard Mapping for Windows..... | 20 (D2) |
| Keyboard Support: US International (Universal) Keyboard Mapping for Windows..... | 20 (D3) |
| Data Encoding: Raw ASCII to Keyboard XML File Lookup - Default..... | 20 (D4) |
| Data Encoding: UTF8 to Unicode Codepoint - Alt Sequences for Windows..... | 20 (E1) |
| Data Encoding: ASCII to Unicode Codepoint - Alt Sequences for Windows..... | 20 (E2) |
| Control Character Input - Language Default - Default - Default..... | 20 (E3) |
| Control Character Input - Ctrl + Character..... | 20 (E4) |
| Control Character Input - Alt + Keypad..... | 21 (A1) |
| Control Character Input -Alt + Leading Zero..... | 21 (A2) |
| Operating System Settings..... | 21 |
| Alternate Operating System (Linux/Mac) On..... | 21 (A4) |
| Alternate Operating System (Linux/Mac) Off - Default..... | 21 (B1) |
| USB Settings..... | 21 |
| USB HID Vendor Mode..... | 21 (B3) |
| USB Keyboard Mode - Default..... | 21 (B4) |
| Enable HID POS Mode..... | 21 (C1) |
| Enable CDC VCOM Mode..... | 21 (C2) |
| Enable USB VCOM mode..... | 21 (C3) |
| Enable USB OPOS/JPOS Mode - Default..... | 21 (C4) |
| RS232 Settings..... | 21-22 |
| Reset to RS232 Factory Defaults..... | 21 (D2) |
| RS232 Interface - 1200 Baud Rate..... | 21 (D3) |
| RS232 Interface - 2400 Baud Rate..... | 21 (D4) |
| RS232 Interface - 4800 Baud Rate..... | 21 (E1) |
| RS232 Interface - 9600 Baud Rate..... | 21 (E2) |
| RS232 Interface - 19200 Baud Rate..... | 21 (E3) |
| RS232 Interface - 38400 Baud Rate..... | 21 (E4) |
| RS232 Interface - 57600 Baud Rate..... | 22 (A1) |
| RS232 Interface - 115200 Baud Rate - Default..... | 22 (A2) |
| RS232 Interface - 7 Data Bits..... | 22 (A3) |
| RS232 Interface - 8 Data Bits - Default..... | 22 (A4) |
| RS232 Interface - 1 Stop Bit - Default..... | 22 (B1) |
| RS232 Interface - 2 Stop Bits..... | 22 (B2) |
| RS232 Interface - Even Parity..... | 22 (B3) |
| RS232 Interface - No Parity..... | 22 (B4) |
| RS232 Interface - Odd Parity..... | 22 (C1) |
| RS232 Interface Flow Control On..... | 22 (C2) |
| RS232 Interface Flow Control Off - Default..... | 22 (C3) |
| Enable RS-232 Serial mode - Default..... | 22 (C4) |
| Enable Serial, Raw, and Echo Communications..... | 22 (D1) |
| Enable RS232 OPOS/JPOS Mode - Default..... | 22 (D2) |
| Enable RS232 Interface Flow Control - One-Way..... | 22 (D3) |
| Communication Mode Settings..... | 22 |
| Enable IBM surePOS mode..... | 22 (E2) |
| Enable Packet Mode..... | 22 (E3) |
| Enable Raw Mode - Default..... | 22 (E4) |
| Scan Delay Settings..... | 23 |
| Disable Duplicate Scan Delay - Default..... | 23 (A2) |

Table of Contents

| | |
|---|--------------|
| 1 Second Duplicate Scan Delay..... | 23 (A3) |
| 2 Second Duplicate Scan Delay..... | 23 (A4) |
| 3 Second Duplicate Scan Delay..... | 23 (B1) |
| 5 Second Duplicate Scan Delay..... | 23 (B2) |
| 10 Second Duplicate Scan Delay..... | 23 (B3) |
| 30 Second Duplicate Scan Delay..... | 23 (B4) |
| 1 Hour Duplicate Scan Delay..... | 23 (C1) |
| 1 Day Duplicate Scan Delay..... | 23 (C2) |
| Miscellaneous Settings..... | 23 |
| Enable Upload Image Mode..... | 23 (C4) |
| Disable Upload Image Mode - Default..... | 23 (D1) |
| Reader/Modem Command Settings..... | 23 |
| Output Reader Configuration..... | 23 (D3) |
| Get Reader Parameters..... | 23 (D4) |
| Reader Information, limited..... | 23 (E1) |
| Reset, Clear and Save Reader Settings..... | 23-24 |
| Reset to Factory Defaults..... | 23 (E3) |
| Save All Reader Settings..... | 23 (E4) |
| Reboot Reader..... | 24 (A1) |
| Custom Terminal Settings..... | 24 |
| Enable Verifone (Ruby) Defaults..... | 24 (A3) |
| Enable Gilbarco..... | 24 (A4) |
| Disable Gilbarco - Default..... | 24 (B1) |
| Enable NCR..... | 24 (B2) |
| Disable NCR - Default..... | 24 (B3) |
| Enable NCR2..... | 24 (B4) |
| Disable NCR2 - Default..... | 24 (C1) |
| Disable WINCNIX - Default..... | 24 (C2) |
| Enable WINCNIX..... | 24 (C3) |
| Data Validation..... | 24 |
| Enable UDI/HIBC Validation..... | 24 (D2) |
| Enable ISO15434 Validation..... | 24 (D3) |
| Enable ISO15434 & ISO15418 Validation..... | 24 (D4) |


















CR8200 Configuration Guide

NOTE: Configuration changes will take effect immediately and be saved to memory

| | | | |
|---|--|---|--|
| <p>General Reading Mode Settings</p> | <p>Motion Detect or Continuous Scan Off (Out of Stand) - Default</p> <div style="text-align: center;">  M20200_01 </div> <p style="text-align: right;">A2</p> | <p>Motion Detect Always On</p> <div style="text-align: center;">  M20199_01 </div> <p style="text-align: right;">A3</p> | <p>Enable Cell Phone Reading Enhancement</p> <div style="text-align: center;">  M20240_03 </div> <p style="text-align: right;">A4</p> |
| <p>Disable Cell Phone Reading Enhancement - Default</p> <div style="text-align: center;">  M20241_02 </div> <p style="text-align: right;">B1</p> | <p>Set Motion Detect Maximum Brightness to 25%</p> <div style="text-align: center;">  M20247_01 </div> <p style="text-align: right;">B2</p> | <p>Set Motion Detect Maximum Brightness to 50%</p> <div style="text-align: center;">  M20246_01 </div> <p style="text-align: right;">B3</p> | <p>Set Motion Detect Maximum Brightness to 75%</p> <div style="text-align: center;">  M20245_01 </div> <p style="text-align: right;">B4</p> |
| <p>Set Motion Detect Maximum Brightness to 100% - Default</p> <div style="text-align: center;">  M20244_01 </div> <p style="text-align: right;">C1</p> | <p>Enable Target LED During Image Capture - Default</p> <div style="text-align: center;">  M20294_01 </div> <p style="text-align: right;">C2</p> | <p>Disable Target LED During Image Capture</p> <div style="text-align: center;">  M20295_01 </div> <p style="text-align: right;">C3</p> | <p>Reader Raw Text Commands Off - Default</p> <div style="text-align: center;">  M20325_01 </div> <p style="text-align: right;">C4</p> |
| <p>Reader Raw Text Commands On</p> <div style="text-align: center;">  M20326_01 </div> <p style="text-align: right;">D1</p> | <p>Enable Targeting-Always-On</p> <div style="text-align: center;">  M20333_02 </div> <p style="text-align: right;">D2</p> | <p>Disable Targeting-Always-On</p> <div style="text-align: center;">  M20334_02 </div> <p style="text-align: right;">D3</p> | <p>Beep Volume 0%</p> <div style="text-align: center;">  M20339_01 </div> <p style="text-align: right;">D4</p> |
| <p>Beep Volume 33%</p> <div style="text-align: center;">  M20340_01 </div> <p style="text-align: right;">E1</p> | <p>Beep Volume 67%</p> <div style="text-align: center;">  M20341_01 </div> <p style="text-align: right;">E2</p> | <p>Beep Volume 100% - Default</p> <div style="text-align: center;">  M20342_01 </div> <p style="text-align: right;">E3</p> | <p>Intentionally Blank</p> <p style="text-align: right;">E4</p> |

CR8200 Configuration Guide





NOTE: Configuration changes will take effect immediately and be saved to memory

| | | | | |
|---|--|--|--|---|
| Data Formatting (Prefix/Suffix) Settings | Disable Data Formatting - Default  M20223_02 A2 | Prefix Comma  M20209_01 A3 | Prefix Space  M20210_01 A4 | |
| | Prefix Tab (USB Keyboard Mode Only)  M20218_02 B1 | Prefix Tab (RS232 Mode Only)  M20211_01 B2 | Erase Prefix Data  M20207_01 B3 | Suffix Comma  M20215_01 B4 |
| | Suffix Space  M20216_01 C1 | Suffix Enter (USB Keyboard Mode Only)  M20219_02 C2 | Suffix Tab (USB Keyboard Mode Only)  M20220_02 C3 | Suffix Tab (RS232 Mode Only)  M20217 C4 |
| | Suffix Carriage Return (RS232 Mode Only)  M20212_01 D1 | Suffix Carriage Return Line Feed (RS232 Mode Only) - Default  M20213_01 D2 | Suffix Line Feed (RS232 Mode Only)  M20214_01 D3 | Erase Suffix Data  M20208_01 D4 |
| Convert Barcode Data to Uppercase  M20221_01 E1 | Convert Barcode Data to Lowercase  M20222_01 E2 | Convert Barcode Data to Bracketed Hex Output  M20255_02 E3 | Erase Prefix & Suffix Data  M20322_01 E4 | |

CR8200 Configuration Guide

NOTE: Configuration changes will take effect immediately and be saved to memory

Symbology Settings

| | | | | |
|---|--|--|--|--|
| <p>Prefix AIM ID Off - Default</p>  <p>M20343_01</p> <p style="text-align: right;">A1</p> | <p>Prefix AIM ID On</p>  <p>M20344_01</p> <p style="text-align: right;">A2</p> | <h2>Symbology Settings</h2> | | <p>Australian Post On</p>  <p>M20000_01</p> <p style="text-align: right;">A4</p> |
| <p>Australian Post Off - Default</p>  <p>M20001_01</p> <p style="text-align: right;">B1</p> | <p>Aztec On - Default</p>  <p>M20002_01</p> <p style="text-align: right;">B2</p> | | | <p>Aztec Off</p>  <p>M20003_01</p> <p style="text-align: right;">B3</p> |
| <p>Aztec Inverse Off - Default</p>  <p>M20005_01</p> <p style="text-align: right;">C1</p> | <p>Enable BC412 - Disable BC412 Reverse</p>  <p>M20259_02</p> <p style="text-align: right;">C2</p> | <p>Disable BC412 Regular and Reverse - Default</p>  <p>M20260_02</p> <p style="text-align: right;">C3</p> | <p>Canada Post On</p>  <p>M20008_01</p> <p style="text-align: right;">C4</p> | |
| <p>Canada Post Off - Default</p>  <p>M20009_01</p> <p style="text-align: right;">D1</p> | <p>Reverse BC412 On</p>  <p>M20261_01</p> <p style="text-align: right;">D2</p> | <p>Codabar On - Default</p>  <p>M20010_01</p> <p style="text-align: right;">D3</p> | <p>Reverse BC412 Off - Default</p>  <p>M20262_02</p> <p style="text-align: right;">D4</p> | |
| <p>Codabar Off</p>  <p>M20011_01</p> <p style="text-align: right;">E1</p> | <p>Codabar Checksum On</p>  <p>M20012_01</p> <p style="text-align: right;">E2</p> | <p>Codabar Checksum Off - Default</p>  <p>M20013_01</p> <p style="text-align: right;">E3</p> | <p>Remove Codabar Start and Stop Delimiters</p>  <p>M20014_01</p> <p style="text-align: right;">E4</p> | |

CR8200 Configuration Guide

NOTE: Configuration changes will take effect immediately and be saved to memory

| | | | |
|---|--|--|--|
| <p>Keep Codabar Start and Stop Delimiters - Default</p>  <p>M20015_01</p> <p style="text-align: right;">A1</p> | <p>Codablock F On</p>  <p>M20018_01</p> <p style="text-align: right;">A2</p> | <p>Codablock F Off - Default</p>  <p>M20019_01</p> <p style="text-align: right;">A3</p> | <p>Code 11 Checksum Stripped from Result On</p>  <p>M20022_01</p> <p style="text-align: right;">A4</p> |
| <p>Code 11 Checksum Stripped from Result Off - Default</p>  <p>M20023_01</p> <p style="text-align: right;">B1</p> | <p>Code 11 On</p>  <p>M20020_01</p> <p style="text-align: right;">B2</p> | <p>Code 11 Off - Default</p>  <p>M20021_01</p> <p style="text-align: right;">B3</p> | <p>Code 11 One Digit Checksum</p>  <p>M20032_01</p> <p style="text-align: right;">B4</p> |
| <p>Code 11 Disable Checksum Checking - Default</p>  <p>M20031_01</p> <p style="text-align: right;">C1</p> | <p>Code 11 Two Digit Checksum - Default</p>  <p>M20033_01</p> <p style="text-align: right;">C2</p> | <p>Code 49 On</p>  <p>M20263_01</p> <p style="text-align: right;">C3</p> | <p>Code 49 Off - Default</p>  <p>M20264_01</p> <p style="text-align: right;">C4</p> |
| <p>Code 128 Off</p>  <p>M20035_01</p> <p style="text-align: right;">D1</p> | <p>Code 128 On - Default</p>  <p>M20034_01</p> <p style="text-align: right;">D2</p> | <p>Code 32 (Italian Pharmacode) On</p>  <p>M20024_01</p> <p style="text-align: right;">D3</p> | <p>Code 32 (Italian Pharmacode) Off - Default</p>  <p>M20025_01</p> <p style="text-align: right;">D4</p> |
| <p>Code 39 On - Default</p>  <p>M20026_01</p> <p style="text-align: right;">E1</p> | <p>Code 39 Off</p>  <p>M20027_01</p> <p style="text-align: right;">E2</p> | <p>Code 39 Checksum On</p>  <p>M20028_01</p> <p style="text-align: right;">E3</p> | <p>Code 39 Checksum Off - Default</p>  <p>M20029_01</p> <p style="text-align: right;">E4</p> |













CR8200 Configuration Guide

NOTE: Configuration changes will take effect immediately and be saved to memory

| | | | |
|---|--|--|---|
| <p>Code 39 Checksum Stripped from Result On</p>  <p>M20030_01</p> <p style="text-align: right;">A1</p> | <p>Code 93 On - Default</p>  <p>M20265_01</p> <p style="text-align: right;">A2</p> | <p>Code 93 Off</p>  <p>M20266_01</p> <p style="text-align: right;">A3</p> | <p>Composite On</p>  <p>M20036_01</p> <p style="text-align: right;">A4</p> |
| <p>Composite Off - Default</p>  <p>M20037_01</p> <p style="text-align: right;">B1</p> | <p>Data Matrix On - Default</p>  <p>M20038_02</p> <p style="text-align: right;">B2</p> | <p>Data Matrix Off</p>  <p>M20039_01</p> <p style="text-align: right;">B3</p> | <p>Data Matrix Mirror On</p>  <p>M20042_01</p> <p style="text-align: right;">B4</p> |
| <p>Data Matrix Mirror Off - Default</p>  <p>M20043_01</p> <p style="text-align: right;">C1</p> | <p>Data Matrix Inverse and Normal On - Default</p>  <p>M20040_01</p> <p style="text-align: right;">C2</p> | <p>Data Matrix Inverse Off</p>  <p>M20041_01</p> <p style="text-align: right;">C3</p> | <p>Data Matrix Rectangular On - Default</p>  <p>M20044_01</p> <p style="text-align: right;">C4</p> |
| <p>Data Matrix Rectangular Off</p>  <p>M20045_01</p> <p style="text-align: right;">D1</p> | <p>Data Matrix Rectangular Extended On</p>  <p>M20046_01</p> <p style="text-align: right;">D2</p> | <p>Data Matrix Rectangular Extended Off - Default</p>  <p>M20047_01</p> <p style="text-align: right;">D3</p> | <p>Grid Matrix On</p>  <p>M20048_01</p> <p style="text-align: right;">D4</p> |
| <p>Grid Matrix Off - Default</p>  <p>M20049_01</p> <p style="text-align: right;">E1</p> | <p>GS1 DataBar On - Default</p>  <p>M20050_02</p> <p style="text-align: right;">E2</p> | <p>GS1 DataBar Off</p>  <p>M20051_02</p> <p style="text-align: right;">E3</p> | <p>Han Xin On</p>  <p>M20052_01</p> <p style="text-align: right;">E4</p> |












CR8200 Configuration Guide

NOTE: Configuration changes will take effect immediately and be saved to memory

| | | | |
|--|--|--|---|
| <p>Han Xin Off - Default</p>  <p>M20053_01</p> <p style="text-align: right;">A1</p> | <p>Han Xin Mirror On</p>  <p>M20056_01</p> <p style="text-align: right;">A2</p> | <p>Han Xin Mirror Off - Default</p>  <p>M20057_01</p> <p style="text-align: right;">A3</p> | <p>Han Xin Inverse On</p>  <p>M20054_01</p> <p style="text-align: right;">A4</p> |
| <p>Han Xin Inverse Off - Default</p>  <p>M20055_01</p> <p style="text-align: right;">B1</p> | <p>Hong Kong 2 of 5 On</p>  <p>M20058_01</p> <p style="text-align: right;">B2</p> | <p>Hong Kong 2 of 5 Off - Default</p>  <p>M20059_01</p> <p style="text-align: right;">B3</p> | <p>Interleaved 2 of 5 On - Default</p>  <p>M20060_01</p> <p style="text-align: right;">B4</p> |
| <p>Interleaved 2 of 5 Off</p>  <p>M20061_01</p> <p style="text-align: right;">C1</p> | <p>Interleaved 2 of 5 Checksum On</p>  <p>M20062_01</p> <p style="text-align: right;">C2</p> | <p>Interleaved 2 of 5 Checksum Off - Default</p>  <p>M20063_01</p> <p style="text-align: right;">C3</p> | <p>Interleaved 2 of 5 Checksum Stripped from Result On</p>  <p>M20064_01</p> <p style="text-align: right;">C4</p> |
| <p>Interleaved 2 of 5 Checksum Stripped from Result Off - Default</p>  <p>M20077_01</p> <p style="text-align: right;">D1</p> | <p>Japan Post On</p>  <p>M20065_01</p> <p style="text-align: right;">D2</p> | <p>Japan Post Off - Default</p>  <p>M20066_01</p> <p style="text-align: right;">D3</p> | <p>KIX (Dutch Post) On</p>  <p>M20067_01</p> <p style="text-align: right;">D4</p> |
| <p>KIX (Dutch Post) Off - Default</p>  <p>M20068_01</p> <p style="text-align: right;">E1</p> | <p>Korean Post On</p>  <p>M20069_01</p> <p style="text-align: right;">E2</p> | <p>Korean Post Off - Default</p>  <p>M20070_01</p> <p style="text-align: right;">E3</p> | <p>Matrix 2 of 5 On</p>  <p>M20071_01</p> <p style="text-align: right;">E4</p> |



CR8200 Configuration Guide

NOTE: Configuration changes will take effect immediately and be saved to memory

| | | | |
|---|--|---|--|
| <p>Matrix 2 of 5 Off - Default</p>  <p>M20072_01</p> <p style="text-align: right;">A1</p> | <p>Maxicode On</p>  <p>M20073_01</p> <p style="text-align: right;">A2</p> | <p>Maxicode Off - Default</p>  <p>M20074_01</p> <p style="text-align: right;">A3</p> | <p>Micro PDF417 On</p>  <p>M20090_01</p> <p style="text-align: right;">A4</p> |
| <p>Micro PDF417 Off - Default</p>  <p>M20091_01</p> <p style="text-align: right;">B1</p> | <p>Micro QR Code On</p>  <p>M20103_01</p> <p style="text-align: right;">B2</p> | <p>Micro QR Code Off - Default</p>  <p>M20104_01</p> <p style="text-align: right;">B3</p> | <p>Mode 1 QR Code On</p>  <p>M20105_01</p> <p style="text-align: right;">B4</p> |
| <p>Mode 1 QR Code Off - Default</p>  <p>M20106_01</p> <p style="text-align: right;">C1</p> | <p>MSI Plessey Checksum Must Be Mod 10</p>  <p>M20079_01</p> <p style="text-align: right;">C2</p> | <p>MSI Plessey Checksum Off - Default</p>  <p>M20078_01</p> <p style="text-align: right;">C3</p> | <p>MSI Plessey Checksum Stripped from Result On</p>  <p>M20082_01</p> <p style="text-align: right;">C4</p> |
| <p>MSI Plessey Checksum Stripped from Result Off - Default</p>  <p>M20083_01</p> <p style="text-align: right;">D1</p> | <p>MSI Plessey Checksum Must Be Mod 11/10</p>  <p>M20081_02</p> <p style="text-align: right;">D2</p> | <p>MSI Plessey Checksum Must Be Mod 10/10</p>  <p>M20080_02</p> <p style="text-align: right;">D3</p> | <p>MSI Plessey On</p>  <p>M20075_01</p> <p style="text-align: right;">D4</p> |
| <p>MSI Plessey Off - Default</p>  <p>M20076_01</p> <p style="text-align: right;">E1</p> | <p>NEC 2 of 5 Checksum On - Default</p>  <p>M20086_01</p> <p style="text-align: right;">E2</p> | <p>NEC 2 of 5 Checksum Off</p>  <p>M20087_01</p> <p style="text-align: right;">E3</p> | <p>NEC 2 of 5 On</p>  <p>M20084_01</p> <p style="text-align: right;">E4</p> |

CR8200 Configuration Guide

NOTE: Configuration changes will take effect immediately and be saved to memory

| | | | |
|---|--|--|--|
| <p>NEC 2 of 5 Off - Default</p>  <p>M20085_01</p> <p style="text-align: right;">A1</p> | <p>PDF417 On - Default</p>  <p>M20088_01</p> <p style="text-align: right;">A2</p> | <p>PDF417 Off</p>  <p>M20089_01</p> <p style="text-align: right;">A3</p> | <p>Pharmacode On</p>  <p>M20092_01</p> <p style="text-align: right;">A4</p> |
| <p>Pharmacode Off - Default</p>  <p>M20093_01</p> <p style="text-align: right;">B1</p> | <p>Pharmacode Normal Barcode Decoding (Left to Right) - Default</p>  <p>M20095_01</p> <p style="text-align: right;">B2</p> | <p>Pharmacode Reverse Barcode Decoding (Right to Left)</p>  <p>M20094_01</p> <p style="text-align: right;">B3</p> | <p>QR Code On - Default</p>  <p>M20096_01</p> <p style="text-align: right;">B4</p> |
| <p>QR Code Off</p>  <p>M20097_01</p> <p style="text-align: right;">C1</p> | <p>QR Code Standard Only - Default</p>  <p>M20098_01</p> <p style="text-align: right;">C2</p> | <p>QR Code Mirror On</p>  <p>M20101_01</p> <p style="text-align: right;">C3</p> | <p>QR Code Mirror Off - Default</p>  <p>M20102_01</p> <p style="text-align: right;">C4</p> |
| <p>QR Code Inverse and Normal On</p>  <p>M20100_01</p> <p style="text-align: right;">D1</p> | <p>QR Code Inverse Only</p>  <p>M20099_01</p> <p style="text-align: right;">D2</p> | <p>Telepen On</p>  <p>M20109_01</p> <p style="text-align: right;">D3</p> | <p>Telepen Off - Default</p>  <p>M20110_01</p> <p style="text-align: right;">D4</p> |
| <p>Output Telepen as Numeric - Default</p>  <p>M20117_01</p> <p style="text-align: right;">E1</p> | <p>Output Telepen as ASCII</p>  <p>M20116_01</p> <p style="text-align: right;">E2</p> | <p>Trioptic On</p>  <p>M20118_01</p> <p style="text-align: right;">E3</p> | <p>Trioptic Off - Default</p>  <p>M20119_01</p> <p style="text-align: right;">E4</p> |

CR8200 Configuration Guide

NOTE: Configuration changes will take effect immediately and be saved to memory

| | | | |
|--|---|---|--|
| <p>Reverse Trioptic On</p>  <p>M20120_01</p> <p>A1</p> | <p>Reverse Trioptic Off - Default</p>  <p>M20121_01</p> <p>A2</p> | <p>Keep Trioptic Start and Stop Delimiters</p>  <p>M20122_01</p> <p>A3</p> | <p>Remove Trioptic Start and Stop Delimiters - Default</p>  <p>M20123_01</p> <p>A4</p> |
| <p>Straight 2 of 5 Off - Default</p>  <p>M20108_01</p> <p>B1</p> | <p>Straight 2 of 5 On</p>  <p>M20107_01</p> <p>B2</p> | <p>UK Plessey On</p>  <p>M20287_01</p> <p>B3</p> | <p>UK Plessey Off - Default</p>  <p>M20288_01</p> <p>B4</p> |
| <p>UK Royal Mail On</p>  <p>M20124_01</p> <p>C1</p> | <p>UK Royal Mail Off - Default</p>  <p>M20125_01</p> <p>C2</p> | <p>UPC/EAN On - Default</p>  <p>M20126_01</p> <p>C3</p> | <p>UPC/EAN Off</p>  <p>M20127_01</p> <p>C4</p> |
| <p>UPC Supplemental On</p>  <p>M20128_01</p> <p>D1</p> | <p>UPC Supplemental Off - Default</p>  <p>M20129_01</p> <p>D2</p> | <p>UPC E Expansion On</p>  <p>M20132_01</p> <p>D3</p> | <p>UPC E Expansion Off - Default</p>  <p>M20133_01</p> <p>D4</p> |
| <p>Convert UPC-A to EAN-13</p>  <p>M20134_01</p> <p>E1</p> | <p>Do Not Convert UPC-A to EAN-13 - Default</p>  <p>M20135_01</p> <p>E2</p> | <p>Transmit UPC-A Check Digit</p>  <p>M20140_01</p> <p>E3</p> | <p>Do Not Transmit UPC-A Check Digit - Default</p>  <p>M20141_01</p> <p>E4</p> |

CR8200 Configuration Guide

NOTE: Configuration changes will take effect immediately and be saved to memory

| | | | |
|---|--|--|--|
| <p>Transmit UPC-A Number System</p>  <p>M20142_01</p> <p style="text-align: right;">A1</p> | <p>Do Not Transmit UPC-A Number System - Default</p>  <p>M20143_01</p> <p style="text-align: right;">A2</p> | <p>Do Not Transmit UPC-E Check Digit - Default</p>  <p>M20145_01</p> <p style="text-align: right;">A3</p> | <p>Transmit UPC-E Number System</p>  <p>M20146_01</p> <p style="text-align: right;">A4</p> |
| <p>Do Not Transmit UPC-E Number System - Default</p>  <p>M20147_01</p> <p style="text-align: right;">B1</p> | <p>Convert EAN-8 to EAN-13</p>  <p>M20130_01</p> <p style="text-align: right;">B2</p> | <p>Do Not Convert EAN-8 to EAN-13 - Default</p>  <p>M20131_01</p> <p style="text-align: right;">B3</p> | <p>Transmit UPC-E Check Digit</p>  <p>M20144_01</p> <p style="text-align: right;">B4</p> |
| <p>Convert Bookland EAN-13 to ISBN</p>  <p>M20136_01</p> <p style="text-align: right;">C1</p> | <p>Do Not Convert Bookland EAN-13 to ISBN - Default</p>  <p>M20137_01</p> <p style="text-align: right;">C2</p> | <p>Convert Bookland EAN-13 to ISSN</p>  <p>M20138_01</p> <p style="text-align: right;">C3</p> | <p>Do Not Convert Bookland EAN-13 to ISSN - Default</p>  <p>M20139_01</p> <p style="text-align: right;">C4</p> |
| <p>Transmit EAN-8 Check Digit</p>  <p>M20148_01</p> <p style="text-align: right;">D1</p> | <p>Do Not Transmit EAN-8 Check Digit - Default</p>  <p>M20149_01</p> <p style="text-align: right;">D2</p> | <p>Transmit EAN-13 Check Digit</p>  <p>M20150_01</p> <p style="text-align: right;">D3</p> | <p>Do Not Transmit EAN-13 Check Digit - Default</p>  <p>M20151_01</p> <p style="text-align: right;">D4</p> |
| <p>UPU ID Tags On</p>  <p>M20152_01</p> <p style="text-align: right;">E1</p> | <p>UPU ID Tags Off - Default</p>  <p>M20153_01</p> <p style="text-align: right;">E2</p> | <p>USPS Intelligent Mail On</p>  <p>M20154_01</p> <p style="text-align: right;">E3</p> | <p>USPS Intelligent Mail Off - Default</p>  <p>M20155_01</p> <p style="text-align: right;">E4</p> |









CR8200 Configuration Guide

NOTE: Configuration changes will take effect immediately and be saved to memory

| | | | |
|---|---|---|---|
| <p>USPS Planet On</p>  <p>M20156_01</p> <p style="text-align: right;">A1</p> | <p>USPS Planet Off - Default</p>  <p>M20157_01</p> <p style="text-align: right;">A2</p> | <p>USPS Postnet On</p>  <p>M20158_01</p> <p style="text-align: right;">A3</p> | <p>USPS Postnet Off - Default</p>  <p>M20159_01</p> <p style="text-align: right;">A4</p> |
| <p>Enable GS1 DataBar Limited - Default</p>  <p>M20277_01</p> <p style="text-align: right;">B1</p> | <p>Disable GS1 DataBar Limited</p>  <p>M20278_01</p> <p style="text-align: right;">B2</p> | <p>Enable GS1 DataBar Expanded Stacked - Default</p>  <p>M20275_01</p> <p style="text-align: right;">B3</p> | <p>Disable GS1 DataBar Expanded Stacked</p>  <p>M20276_01</p> <p style="text-align: right;">B4</p> |
| <p>Enable GS1 DataBar Expanded - Default</p>  <p>M20273_01</p> <p style="text-align: right;">C1</p> | <p>Disable GS1 DataBar Expanded</p>  <p>M20274_01</p> <p style="text-align: right;">C2</p> | <p>Enable GS1 DataBar Stacked and GS1 DataBar Stacked Omnidirectional - Default</p>  <p>M20271_01</p> <p style="text-align: right;">C3</p> | <p>Disable GS1 DataBar Stacked and GS1 DataBar Stacked Omnidirectional</p>  <p>M20272_01</p> <p style="text-align: right;">C4</p> |
| <p>Grid Matrix Inverse On</p>  <p>M20281_01</p> <p style="text-align: right;">D1</p> | <p>Grid Matrix Inverse Off - Default</p>  <p>M20282_01</p> <p style="text-align: right;">D2</p> | <p>Grid Matrix Mirror On</p>  <p>M20283_02</p> <p style="text-align: right;">D3</p> | <p>BC412 On</p>  <p>M20006_01</p> <p style="text-align: right;">D4</p> |
| <p>BC412 Off - Default</p>  <p>M20007_01</p> <p style="text-align: right;">E1</p> | <p>Disable GS1 DataBar Omnidirectional and GS1 DataBar Truncated</p>  <p>M20268_01</p> <p style="text-align: right;">E2</p> | <p>Grid Matrix Mirror Off - Default</p>  <p>M20284_02</p> <p style="text-align: right;">E3</p> | <p>Royal Mail Checksum On</p>  <p>M20285_01</p> <p style="text-align: right;">E4</p> |

CR8200 Configuration Guide

NOTE: Configuration changes will take effect immediately and be saved to memory

| | | | |
|---|---|---|--|
| <p>Royal Mail Checksum Off</p>  <p>M20286_01</p> <p style="text-align: right;">A1</p> | <p>Pharmacode Color On</p>  <p>M20289_01</p> <p style="text-align: right;">A2</p> | <p>Pharmacode Color Off - Default</p>  <p>M20290_01</p> <p style="text-align: right;">A3</p> | <p>Custom QR Code On</p>  <p>M20291_01</p> <p style="text-align: right;">A4</p> |
| <p>Custom QR Code Off - Default</p>  <p>M20292_01</p> <p style="text-align: right;">B1</p> | <p>Han Xin Normal and Inverse On</p>  <p>M20304_01</p> <p style="text-align: right;">B2</p> | <p>Aztec Mirror On</p>  <p>M20318_01</p> <p style="text-align: right;">B3</p> | <p>Aztec Mirror Off</p>  <p>M20319_01</p> <p style="text-align: right;">B4</p> |
| <p>Code 39 Extended Full ASCII Off</p>  <p>M20320_02</p> <p style="text-align: right;">C1</p> | <p>Code 39 Extended Full ASCII On</p>  <p>M20321_02</p> <p style="text-align: right;">C2</p> | <p>Enable GoCode & GoCode Mirror Decoding</p>  <p>M20357_01</p> <p style="text-align: right;">C3</p> | <p>Intentionally Blank</p> <p style="text-align: right;">C4</p> |
| <p style="text-align: center;">Keyboard Language Settings</p> | <p>Set Portuguese for Windows as active language</p>  <p>M20364_01</p> <p style="text-align: right;">D2</p> | <p>Set Italian for Windows as active language</p>  <p>M20363_01</p> <p style="text-align: right;">D3</p> | <p>Keyboard Support: Simplified Chinese Keyboard Mapping for Windows</p>  <p>M20362_01</p> <p style="text-align: right;">D4</p> |
| | <p>List Installed Languages</p>  <p>M20180_01</p> <p style="text-align: right;">E1</p> | <p>Get Active Language</p>  <p>M20179_01</p> <p style="text-align: right;">E2</p> | <p>Keyboard Support: US English Keyboard Mapping for Windows - Default</p>  <p>M20182_01</p> <p style="text-align: right;">E3</p> |




CR8200 Configuration Guide

NOTE: Configuration changes will take effect immediately and be saved to memory

| | | | |
|--|---|--|--|
| <p>Keyboard Support: French-Belgian Keyboard Mapping for Windows</p>  <p>M20181_01</p> <p style="text-align: right;">A1</p> | <p>Keyboard Support: French Keyboard Mapping for Windows</p>  <p>M20185_01</p> <p style="text-align: right;">A2</p> | <p>Keyboard Support: French Keyboard Mapping for Apple</p>  <p>M20186_01</p> <p style="text-align: right;">A3</p> | <p>Keyboard Support: German Keyboard Mapping for Apple</p>  <p>M20187_01</p> <p style="text-align: right;">A4</p> |
| <p>Keyboard Support: German Keyboard Mapping for Windows</p>  <p>M20188_01</p> <p style="text-align: right;">B1</p> | <p>Keyboard Support: German-Swiss Keyboard Mapping for Apple</p>  <p>M20189_01</p> <p style="text-align: right;">B2</p> | <p>Keyboard Support: German-Swiss Keyboard Mapping for Windows</p>  <p>M20190_01</p> <p style="text-align: right;">B3</p> | <p>Keyboard Support: Italian Keyboard Mapping for Apple</p>  <p>M20191_01</p> <p style="text-align: right;">B4</p> |
| <p>Keyboard Support: Japanese Keyboard Mapping for Windows</p>  <p>M20192_01</p> <p style="text-align: right;">C1</p> | <p>Keyboard Support: Russian Keyboard Mapping for Windows</p>  <p>M20194_01</p> <p style="text-align: right;">C2</p> | <p>Keyboard Support: Spanish-Latin American Keyboard Mapping for Windows</p>  <p>M20193_01</p> <p style="text-align: right;">C3</p> | <p>Keyboard Support: Spanish Keyboard Mapping for Windows</p>  <p>M20195_01</p> <p style="text-align: right;">C4</p> |
| <p>Keyboard Support: Spanish Keyboard Mapping for Apple</p>  <p>M20196_01</p> <p style="text-align: right;">D1</p> | <p>Keyboard Support: UK English Keyboard Mapping for Windows</p>  <p>M20197_01</p> <p style="text-align: right;">D2</p> | <p>Keyboard Support: US International (Universal) Keyboard Mapping for Windows</p>  <p>M20198_01</p> <p style="text-align: right;">D3</p> | <p>Data Encoding: Raw ASCII to Keyboard XML File Lookup - Default</p>  <p>M20203_01</p> <p style="text-align: right;">D4</p> |
| <p>Data Encoding: UTF8 to Unicode Codepoint - Alt Sequences for Windows</p>  <p>M20204_01</p> <p style="text-align: right;">E1</p> | <p>Data Encoding: ASCII to Unicode Codepoint - Alt Sequences for Windows</p>  <p>M20205_01</p> <p style="text-align: right;">E2</p> | <p>Control Character Input - Language Default - Default - Default</p>  <p>M20350_01</p> <p style="text-align: right;">E3</p> | <p>Control Character Input - Ctrl + Character</p>  <p>M20351_01</p> <p style="text-align: right;">E4</p> |




CR8200 Configuration Guide

NOTE: Configuration changes will take effect immediately and be saved to memory

| | | | |
|--|---|---|---|
| <p>Control Character Input - Alt + Keypad</p>  <p>M20352_01</p> <p style="text-align: right;">A1</p> | <p>Control Character Input -Alt + Leading Zero</p>  <p>M20353_01</p> <p style="text-align: right;">A2</p> | <p style="text-align: center;">Operating System Settings</p> | <p>Alternate Operating System (Linux/Mac) On</p>  <p>M20305_01</p> <p style="text-align: right;">A4</p> |
| <p>Alternate Operating System (Linux/Mac) Off - Default</p>  <p>M20306_01</p> <p style="text-align: right;">B1</p> | <p style="text-align: center;">USB Keyboard Mode - Default</p> | | <p>USB HID Vendor Mode</p>  <p>M20177_01</p> <p style="text-align: right;">B3</p> |
| <p>Enable HID POS Mode</p>  <p>M20225_01</p> <p style="text-align: right;">C1</p> | <p>Enable CDC VCOM Mode</p>  <p>M20226_01</p> <p style="text-align: right;">C2</p> | <p>Enable USB VCOM mode</p>  <p>M20250_01</p> <p style="text-align: right;">C3</p> | <p>Enable USB OPOS/IPOS Mode - Default</p>  <p>M20307_01</p> <p style="text-align: right;">C4</p> |
| <p style="text-align: center;">RS232 Settings</p> | <p>Reset to RS232 Factory Defaults</p>  <p>M20112_01</p> <p style="text-align: right;">D2</p> | <p>RS232 Interface - 1200 Baud Rate</p>  <p>M20160_01</p> <p style="text-align: right;">D3</p> | <p>RS232 Interface - 2400 Baud Rate</p>  <p>M20161_01</p> <p style="text-align: right;">D4</p> |
| | <p>RS232 Interface - 4800 Baud Rate</p>  <p>M20162_01</p> <p style="text-align: right;">E1</p> | <p>RS232 Interface - 9600 Baud Rate</p>  <p>M20163_01</p> <p style="text-align: right;">E2</p> | <p>RS232 Interface - 19200 Baud Rate</p>  <p>M20164_01</p> <p style="text-align: right;">E3</p> |

CR8200 Configuration Guide

NOTE: Configuration changes will take effect immediately and be saved to memory

| | | | |
|---|--|--|---|
| <p>RS232 Interface - 57600 Baud Rate</p>  <p>M20166_01</p> <p style="text-align: right;">A1</p> | <p>RS232 Interface - 115200 Baud Rate - Default</p>  <p>M20167_01</p> <p style="text-align: right;">A2</p> | <p>RS232 Interface - 7 Data Bits</p>  <p>M20168_01</p> <p style="text-align: right;">A3</p> | <p>RS232 Interface - 8 Data Bits - Default</p>  <p>M20169_01</p> <p style="text-align: right;">A4</p> |
| <p>RS232 Interface - 1 Stop Bit - Default</p>  <p>M20170_01</p> <p style="text-align: right;">B1</p> | <p>RS232 Interface - 2 Stop Bits</p>  <p>M20171_01</p> <p style="text-align: right;">B2</p> | <p>RS232 Interface - Even Parity</p>  <p>M20172_01</p> <p style="text-align: right;">B3</p> | <p>RS232 Interface - No Parity</p>  <p>M20173_01</p> <p style="text-align: right;">B4</p> |
| <p>RS232 Interface - Odd Parity</p>  <p>M20174_01</p> <p style="text-align: right;">C1</p> | <p>RS232 Interface Flow Control On</p>  <p>M20175_01</p> <p style="text-align: right;">C2</p> | <p>RS232 Interface Flow Control Off - Default</p>  <p>M20176_01</p> <p style="text-align: right;">C3</p> | <p>Enable RS-232 Serial mode - Default</p>  <p>M20251_01</p> <p style="text-align: right;">C4</p> |
| <p>Enable Serial, Raw, and Echo Communications</p>  <p>M20115_01</p> <p style="text-align: right;">D1</p> | <p>Enable RS232 OPOS/JPOS Mode - Default</p>  <p>M20308_01</p> <p style="text-align: right;">D2</p> | <p>Enable RS232 Interface Flow Control - One-Way</p>  <p>M20309_01</p> <p style="text-align: right;">D3</p> | <p>Intentionally Blank</p> <p style="text-align: right;">D4</p> |
| <p>Communication Mode Settings</p> | <p>Enable IBM surePOS mode</p>  <p>M20429_01</p> <p style="text-align: right;">E2</p> | <p>Enable Packet Mode</p>  <p>M20238_01</p> <p style="text-align: right;">E3</p> | <p>Enable Raw Mode - Default</p>  <p>M20239_01</p> <p style="text-align: right;">E4</p> |

| | | | | |
|---|--|--|---|--|
| <h2>Scan Delay Settings</h2> | <p>Disable Duplicate Scan Delay - Default</p>  <p>M20229_01</p> <p style="text-align: right;">A2</p> | <p>1 Second Duplicate Scan Delay</p>  <p>M20230_01</p> <p style="text-align: right;">A3</p> | <p>2 Second Duplicate Scan Delay</p>  <p>M20231_01</p> <p style="text-align: right;">A4</p> | |
| | <p>3 Second Duplicate Scan Delay</p>  <p>M20232_01</p> <p style="text-align: right;">B1</p> | <p>5 Second Duplicate Scan Delay</p>  <p>M20233_01</p> <p style="text-align: right;">B2</p> | <p>10 Second Duplicate Scan Delay</p>  <p>M20234_01</p> <p style="text-align: right;">B3</p> | <p>30 Second Duplicate Scan Delay</p>  <p>M20235_01</p> <p style="text-align: right;">B4</p> |
| | <p>1 Hour Duplicate Scan Delay</p>  <p>M20236_01</p> <p style="text-align: right;">C1</p> | <p>1 Day Duplicate Scan Delay</p>  <p>M20237_01</p> <p style="text-align: right;">C2</p> | <h2>Miscellaneous Settings</h2> | |
| | <p>Enable Upload Image Mode</p>  <p>M20242_01</p> <p style="text-align: right;">C4</p> | | | |
| <p>Disable Upload Image Mode - Default</p>  <p>M20243_01</p> <p style="text-align: right;">D1</p> | <h2>Get Reader Parameters</h2> | | <p>Output Reader Configuration</p>  <p>M20113_01</p> <p style="text-align: right;">D3</p> | <p>Get Reader Parameters</p>  <p>M20114_01</p> <p style="text-align: right;">D4</p> |
| <p>Reader Information, limited</p>  <p>M20361_01</p> <p style="text-align: right;">E1</p> | <h2>Save All Reader Settings</h2> | | <p>Reset to Factory Defaults</p>  <p>M20111_01</p> <p style="text-align: right;">E3</p> | <p>Save All Reader Settings</p>  <p>M20335_01</p> <p style="text-align: right;">E4</p> |

CR8200 Configuration Guide

NOTE: Configuration changes will take effect immediately and be saved to memory

| | | | | |
|--|---|--|--|---|
| <p>Reboot Reader</p>  <p>M20345_01</p> <p style="text-align: right;">A1</p> | <p>Enable Gilbarco</p> | | <p>Enable Verifone (Ruby) Defaults</p>  <p>M20293_03</p> <p style="text-align: right;">A3</p> | <p>Enable Gilbarco</p>  <p>M20310_02</p> <p style="text-align: right;">A4</p> |
| <p>Disable Gilbarco - Default</p>  <p>M20311_02</p> <p style="text-align: right;">B1</p> | <p>Enable NCR</p>  <p>M20312_01</p> <p style="text-align: right;">B2</p> | <p>Disable NCR - Default</p>  <p>M20313_01</p> <p style="text-align: right;">B3</p> | <p>Enable NCR2</p>  <p>M20314_01</p> <p style="text-align: right;">B4</p> | |
| <p>Disable NCR2 - Default</p>  <p>M20315_01</p> <p style="text-align: right;">C1</p> | <p>Disable WINCNIX - Default</p>  <p>M20316_01</p> <p style="text-align: right;">C2</p> | <p>Enable WINCNIX</p>  <p>M20317_01</p> <p style="text-align: right;">C3</p> | <p>Intentionally Blank</p> <p style="text-align: right;">C4</p> | |
| <p>Data Validation</p> | | <p>Enable UDI/HIBC Validation</p>  <p>M20256_02</p> <p style="text-align: right;">D2</p> | <p>Enable ISO15434 Validation</p>  <p>M20257_02</p> <p style="text-align: right;">D3</p> | <p>Enable ISO15434 & ISO15418 Validation</p>  <p>M20258_02</p> <p style="text-align: right;">D4</p> |
| <p>Intentionally Blank</p> <p style="text-align: right;">E1</p> | <p>Intentionally Blank</p> <p style="text-align: right;">E2</p> | <p>Intentionally Blank</p> <p style="text-align: right;">E3</p> | <p>Intentionally Blank</p> <p style="text-align: right;">E4</p> | |